

YOUR NEIGHBORHOOD...YOUR FUTURE
SU COMUNIDAD... SU FUTURO

A photograph of four young women jumping in a line on a reddish-brown track. They are holding hands and jumping towards the right. The woman on the far left is wearing a blue jacket and jeans. The second woman is wearing a grey hoodie and dark shorts. The third woman is wearing a white hoodie and blue jeans. The woman on the far right is wearing a light-colored hoodie and dark jeans. They are all wearing sneakers. The background shows a green field, trees, and buildings under a clear blue sky. The word 'Welcome' is written in white text at the bottom center of the image.



Welcome

YOUR NEIGHBORHOOD...YOUR FUTURE SU COMUNIDAD... SU FUTURO

AGENDA

- ❖ What is the Consolidated Plan?
- ❖ Affordable Housing
- ❖ Homelessness
- ❖ Questions & Answers
- ❖ Closing Remarks

WHAT IS THE CONSOLIDATED PLAN (ConPlan)?



The federal government provides grant funds to benefit residents with low to moderate income through a variety of housing & community development programs

The City prepares and submits a plan for how the funds will be used.
"Consolidated" =
4 grants in 1 plan

HCID/ HCIDLA administers funds on behalf of the City.

Services, programs, housing, and neighborhood improvements are implemented by various organizations

What will the Consolidated Plan funds be used for?

Develop Affordable Housing

Preserve Existing Affordable Housing

Stabilize and Revitalize
Neighborhoods

Prevent and Reduce
Homelessness/Domestic Violence

Improve Local Economy

Help Families to Stabilize Economically

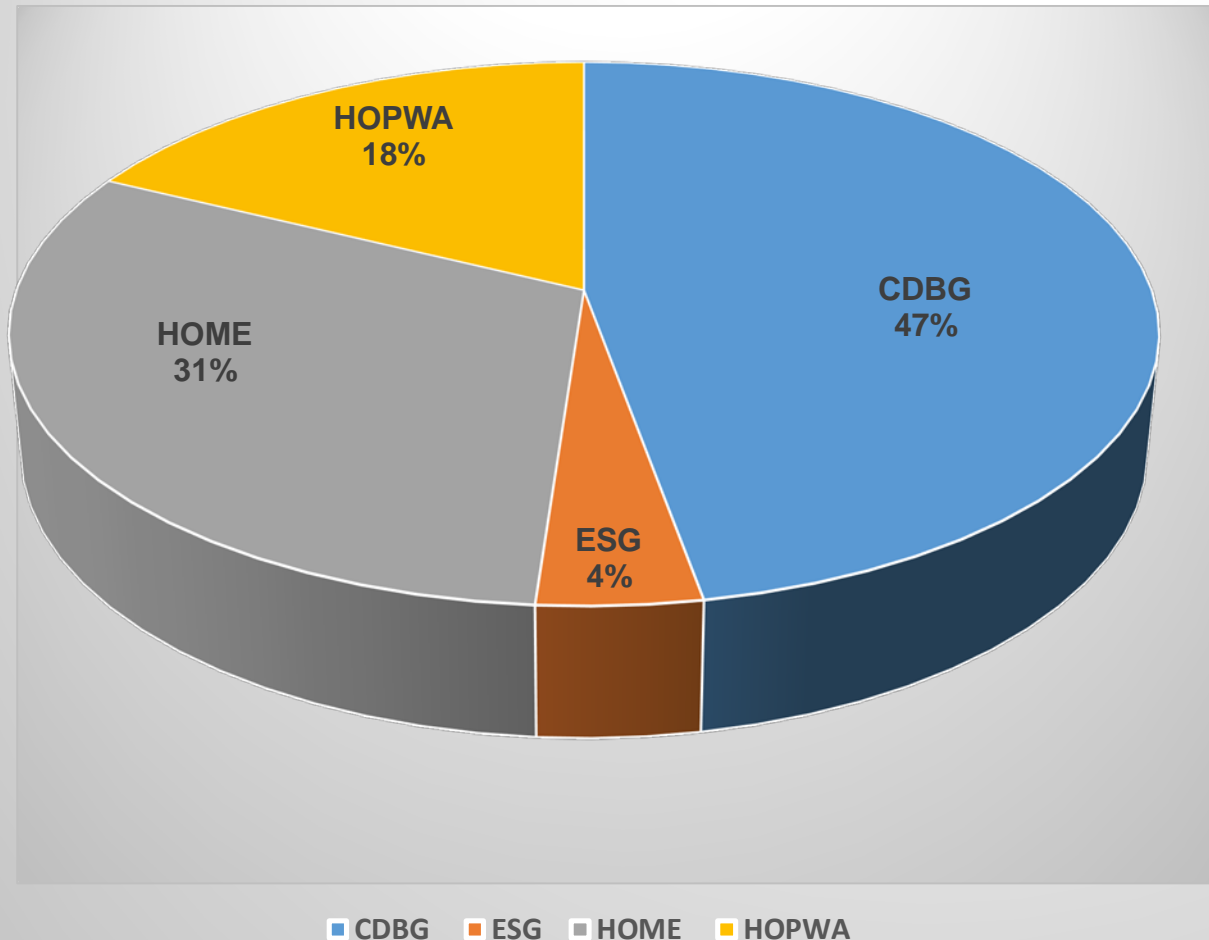
Very Important, but not funded by these grants



Grant Amounts from U.S. Department of Housing and Urban Development (HUD)

	CDBG	ESG	HOME	HOPWA	Total
Estimated 2021-22 (PY 47)	\$55,297,000	\$4,689,000	\$36,502,000	\$20,778,000	\$117,266,000
Actuals 2020-21 (PY 46)	\$54,334,788	\$4,688,518	\$28,158,891	\$19,812,205	\$106,994,402
\$ Change from 2020	\$962,000	\$0	\$8,343,000	\$966,000	\$10,271,000
% Change from 2020	1.8%	0.0%	29.6%	4.9%	9.6%

Estimated Funding for PY 47 (2021-22)



- Community Development Block Grant (CDBG)
- HOME Investment Partnerships Program (HOME)
- Housing Opportunities for Persons w/AIDS (HOPWA)
- Emergency Solutions Grant (ESG)

YOUR NEIGHBORHOOD...YOUR FUTURE SU COMUNIDAD... SU FUTURO

The Consolidated Plan Funds Will Be Used To

Develop Affordable Housing (some examples are):

- Construction of new affordable rental housing, including housing for persons who are homeless
- Assistance with buying a home using low interest loans, etc.

Preserve Existing Affordable Housing (some examples are):

- Handyworker Program - Preserving housing for seniors (e.g., ADA mobility ramps, grab bars, minor repairs for safety and maintenance)
- Repairs to correct unsafe conditions in rentals, lead based paint hazards remediation

HOUSING DEVELOPMENTS

ARLINGTON SQUARE

Completed 2017 – HOPWA Funded




Project Year	Total Units
42, 2016-2017	715
43, 2017-2018	684
44, 2018-2019	679
Three-Year Total	2,078



1st Time Home Ownership Assistance



Project Year	Total People
42, 2016-2017	59
43, 2017-2018	49
44, 2018-2019	104
Three-Year Total	212



Handyworker Program

Before



Project Year	Total Homes
42, 2016-2017	37
43, 2017-2018	161
44, 2018-2019	88
Three-Year Total	286

After



YOUR NEIGHBORHOOD...YOUR FUTURE SU COMUNIDAD... SU FUTURO

Cont.....The Consolidated Plan Funds Will Be Used To

Stabilize and Revitalize Neighborhoods may include community facilities and infrastructure improvements to (some examples are):

- Community Centers
- Senior Centers
- Parks, pools & other recreational facilities
- Reconstructing sidewalks
- Installing new street lights, etc.

Golden Age Park



**BEFORE
CONSTRUCTION**



AFTER



Improved Street

This street improvement opened up Century Blvd as a major thorough fare in Watts within Council District 15



Before/During Construction



After

Hoover Triangle Sidewalk Improvement



Before



After

Street Lights Built

Project Year	Total Lights
42, 2016-2017	129
43, 2017-2018	210
44, 2018-2019	192
Three-Year Total	531

People Assisted by Street Lighting

Project Year	Total People
42, 2016-2017	11,995
43, 2017-2018	8,190
44, 2018-2019	18,449
Three-Year Total	38,634

Lifeway Connection Center

BEFORE
CONSTRUCTION



AFTER

Project Year	Total Facilities
42, 2016-2017	12
43, 2017-2018	15
44, 2018-2019	19
Three-Year Total	46



YOUR NEIGHBORHOOD...YOUR FUTURE SU COMUNIDAD... SU FUTURO

Cont.....The Consolidated Plan Will Be Used To

Prevent and Reduce Homelessness/Domestic Violence (some examples are):

- **Services for survivors of domestic violence or human trafficking**
- **Services for people who are experiencing homelessness or at-risk**
- **Services to help with eviction prevention**

Homeless Assistance



Homeless Assistance



YOUR NEIGHBORHOOD...YOUR FUTURE SU COMUNIDAD... SU FUTURO

Cont.....The Consolidated Plan Funds Will Be Used For

Economic development opportunities to Improve Local Economy for Low-Income residents (some examples are):

- **Training and/or financial assistance to start a new business, or help a small business grow**
- **Financial assistance for small businesses affected by COVID-19**
- **Business district revitalization, etc.**

Jobs Created or Retained

Project Year	Total Jobs
42, 2016-2017	854
43, 2017-2018	1,283
44, 2018-2019	1,904
Three-Year Total	4,041

Businesses Assisted

Project Year	Total Businesses
42, 2016-2017	29
43, 2017-2018	439
44, 2018-2019	11
Three-Year Total	479

BusinessSource Program



Healthy Neighborhood Market Network Programs



YOUR NEIGHBORHOOD...YOUR FUTURE SU COMUNIDAD... SU FUTURO

Cont.....The Consolidated Plan Funds Will Be Used To

Help Low to Moderate Income Families to Stabilize Economically through (some examples are):

- FamilySource Centers
- Senior Multipurpose Centers

People Assisted Through Public Services

Project Year	Total People
42, 2016-2017	61,856
43, 2017-2018	45,061
44, 2018-2019	44,515
Three-Year Total	151,432



Free Tax Preparation Services

El Nido FamilySource Center



Theresa Lindsay Senior Center



2020 – 2021 Actual Budget by Category

• Housing & Related Programs	\$62.6	million
• Neighborhood Improvements	\$31.3	million
• Social Services (includes homelessness services & helping families to stabilize)	\$16.2	million
• Economic Development	\$9.4	million
• Planning/Administration	\$20.0	million
	<hr/>	
	\$139.5	million

CARES Act Funding PY46 (2020-21)

	CDBG-CV	ESG-CV	HOPWA-CV	Total-CV
TOTAL FUNDING AVAILABLE	\$71,129,782	\$183,598,312	\$2,883,240	\$257,611,334
TOTAL PROGRAM FUNDING ALLOCATIONS PROPOSED	\$10,000,000	\$151,926,560	\$2,883,240	\$164,809,800
BALANCE	\$61,129,782	\$31,671,752	\$0	\$92,801,534

Disaster Service Workers



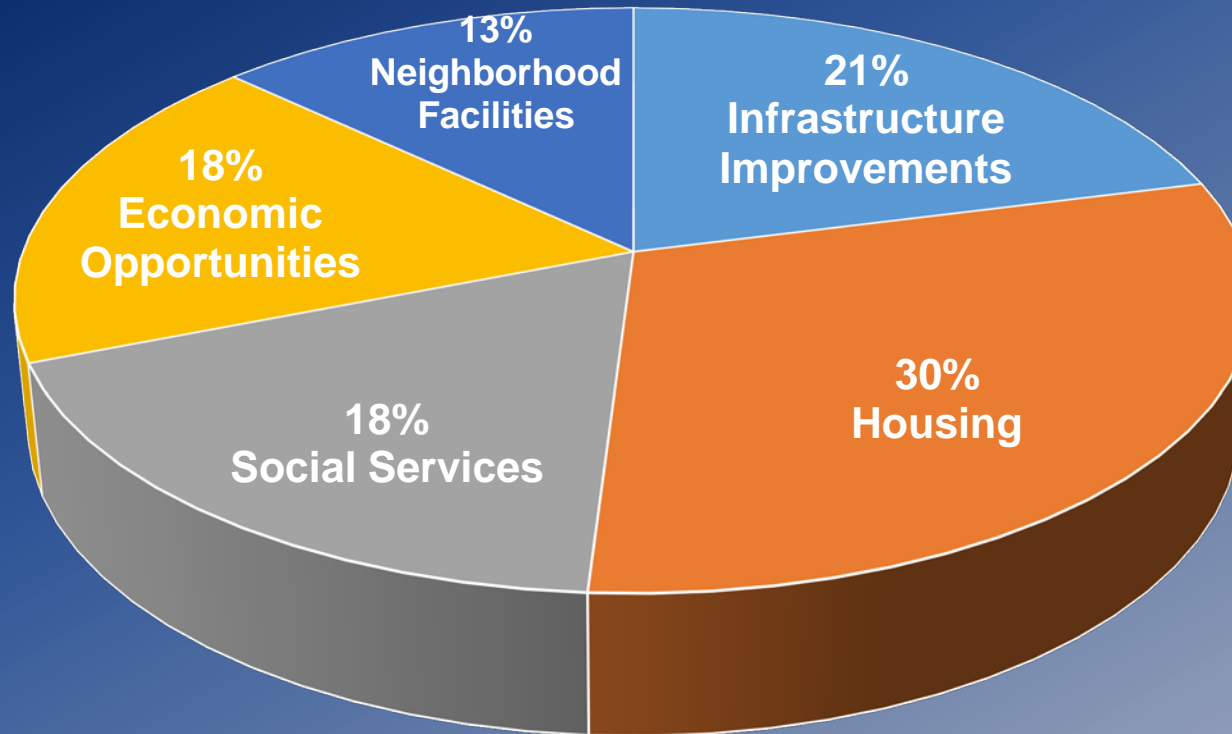
During this current pandemic, some city of Los Angeles employees act as Disaster Service Workers (DSWs).



Your Input Matters....What Did You Say?

PY46 2019-2020 Survey Questionnaire

How would you spend the money?



AFFORDABLE HOUSING

<https://hcidla2.lacity.org/housing/hhh-progress>



HOMELESSNESS



Homelessness

- 41,290 people experiencing homelessness in City of Los Angeles
 - 16% increase from 2019
- 66,436 people experiencing homelessness in Los Angeles County
 - 12.7% increase from 2019
- 62% were experiencing homelessness for the first time
 - Includes a 56% increase of families experiencing homelessness
- 70% of people experiencing homelessness were unsheltered

Source: 2020 Greater Los Angeles Homeless Count/Los Angeles Homeless Services Authority

Consolidated Plan Homeless Programs

- Consolidated Plan homeless programs are administered by the Los Angeles Homeless Services Authority (LAHSA)
- Community Development Block Grant (CDBG)
 - Emergency Shelter
- Emergency Solutions Grant (ESG)
 - Rapid Re-Housing
 - Emergency Shelter
 - Winter Shelter

Other Homeless Assistance Programs/ City Contracts With LAHSA

20-21 General Fund :	\$40.5 M
Homeless Emergency Aid Program (HEAP):	\$26.5 M
Homeless Housing, Assistance, and Prevention Program (HAAP):	\$15.3 M
COVID-19 Response:	\$14.5 M
Roadmap to Recovery:	\$142 M
PY 46 Con Plan:	<u>\$ 4.7 M</u>
Total	\$243. 5 Million

LAHSA Accomplishments

- 18,935 people were placed in interim housing in 2019
 - Up 25% from 2018
- 22,769 people were placed into permanent housing in 2019
- 88% of people placed in permanent housing in 2018 did not return to homelessness

Source: 2020 Greater Los Angeles Homeless Count/Los Angeles Homeless Services Authority

YOUR NEIGHBORHOOD...YOUR FUTURE
SU COMUNIDAD... SU FUTURO

Questions / Comments

**YOUR NEIGHBORHOOD...YOUR FUTURE
SU COMUNIDAD... SU FUTURO**

LET'S STAY IN TOUCH

Email us at: hcidla.planning@lacity.org

<https://hcidla2.lacity.org/community-resources/community-input>

<https://hcidla2.lacity.org/about-us/subscribe-to-newsletters>

click Consolidated Plan to receive updates

lahousing.lacity.org

to find accessible and affordable housing in LA



Request City services

- Call 311
- Call (213) 473-3231
- [MyLA311.lacity.org](https://myla311.lacity.org)
- MyLA311 mobile app

YOUR NEIGHBORHOOD...YOUR FUTURE
SU COMUNIDAD... SU FUTURO

Thank you for joining us!

Please take our quick one question survey.